



ISOLATING CONNECTOR

by Journée®

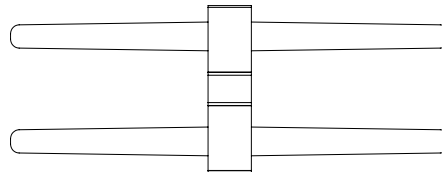
Instruction Sheet

IMPORTANT SAFETY INSTRUCTIONS

- This product suitable for indoor dry locations only.
- This product must be used with the Journée Monorail System only
- Always disconnect electrical power before adding or changing the configuration of the track.
- **We recommend you hire a qualified, licensed electrician to install the system.**

SAVE THESE INSTRUCTIONS

ISOLATING CONNECTOR



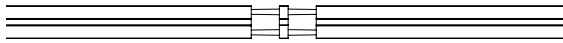


ISOLATING CONNECTOR

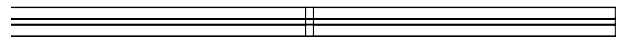
by JOURNÉE®

Instruction Sheet

- 1)** *Insert Isolating Connector into rail where needed (for joining two separate monorails to appear as one single run).*



- 2)** *Push the two Monorail sections onto the Isolating Connector completely. Assure a tight fit between the Monorail sections and the connector.*



SAVE THESE INSTRUCTIONS

WWW.JOURNEELIGHTING.COM

TELEPHONE 800-886-1880 – FAX 800-886-1881

4607 Lakeview Canyon Rd #500 - Westlake Village, CA 91361